

# **Restricting CEO Pay Backfires: Evidence from China**

Kee-Hong Bae, Schulich School of Business, York University

Zhaoran Gong, Lingnan University

Wilson H.S. Tong, The Hong Kong Polytechnic University

# CEO-worker pay gap



# Should CEO pay be restricted?

- YES

- Executive pay is excessive and unjustified by performance, and thus should be restricted.
- Bebchuk and Fried 2003, 2004; Bebchuk 2007

- No

- Pay limit causes unintended consequences and may create more problems in CEO pay than it solves.
- Jensen and Murphy 1990; Kaplan 2007; Murphy and Jensen 2017

# Evidence

- Little empirical evidence that examines the effect of directly limiting CEO pay.

# Literature on pay restriction

- Dittmann, Maug and Zhang (2011)
- Thanassoulis (2012)
- Cadman, Carter and Lynch (2012)
- Cebon and Hermalin (2015)
- Dhole, Khumawala, Mishra and Ranasinghe (2015)
- Abudy, Amiram, Rozenbaum and Shust (2019)

# 2009 pay regulation in China

- Guideline to Further Regulate the Executive Compensation in Central State–Owned Enterprises (CSOEs)
  - September 16, 2009
  - Endorsed by the State Council
  - Jointly issued by six departments
    - The Ministry of Human Resources and Social Security
    - Ministry of Finance
    - State–owned Assets Supervision and Administration Commission
    - National Audit Office
    - the Ministry of Supervision
    - the Organization Department of the Communist Party of China

# Google Trend



● Ma Mingzhe  
Topic

+ Compare

Worldwide ▾ 1/1/05 - 12/31/15 ▾ All categories ▾ Web Search ▾

Interest over time ?



# Ma Mingzhe's pay

- A huge public outcry triggered by the disclosure of CEO compensation by Ping An Insurance in March 2008.
- The CEO pay was 2,751 times the average national worker pay of the Chinese firms in 2007.



# The Guideline

- The policy was issued as a comprehensive guidance on executive compensation.
- However, the regulation was to primarily restrict executive compensation by setting a cap on the pay gap ratio.
  - Total executive compensation should be ten to twelve times that of employees' compensation.
  - The exact formula was not known to the public.

# Advantages

- Exogenous to firm performance
  - The endogeneity issue regarding CEO pay and firm performance is reduced.
- Applies to only centrally administered state-owned enterprises (CSOEs) but not to other firms.
  - Enables difference-in-difference (DiD) tests

# Questions

- Does pay restriction reduce CEO pay?
- How does pay restriction affect CEO incentives?
- How does pay restriction affect firm performance?

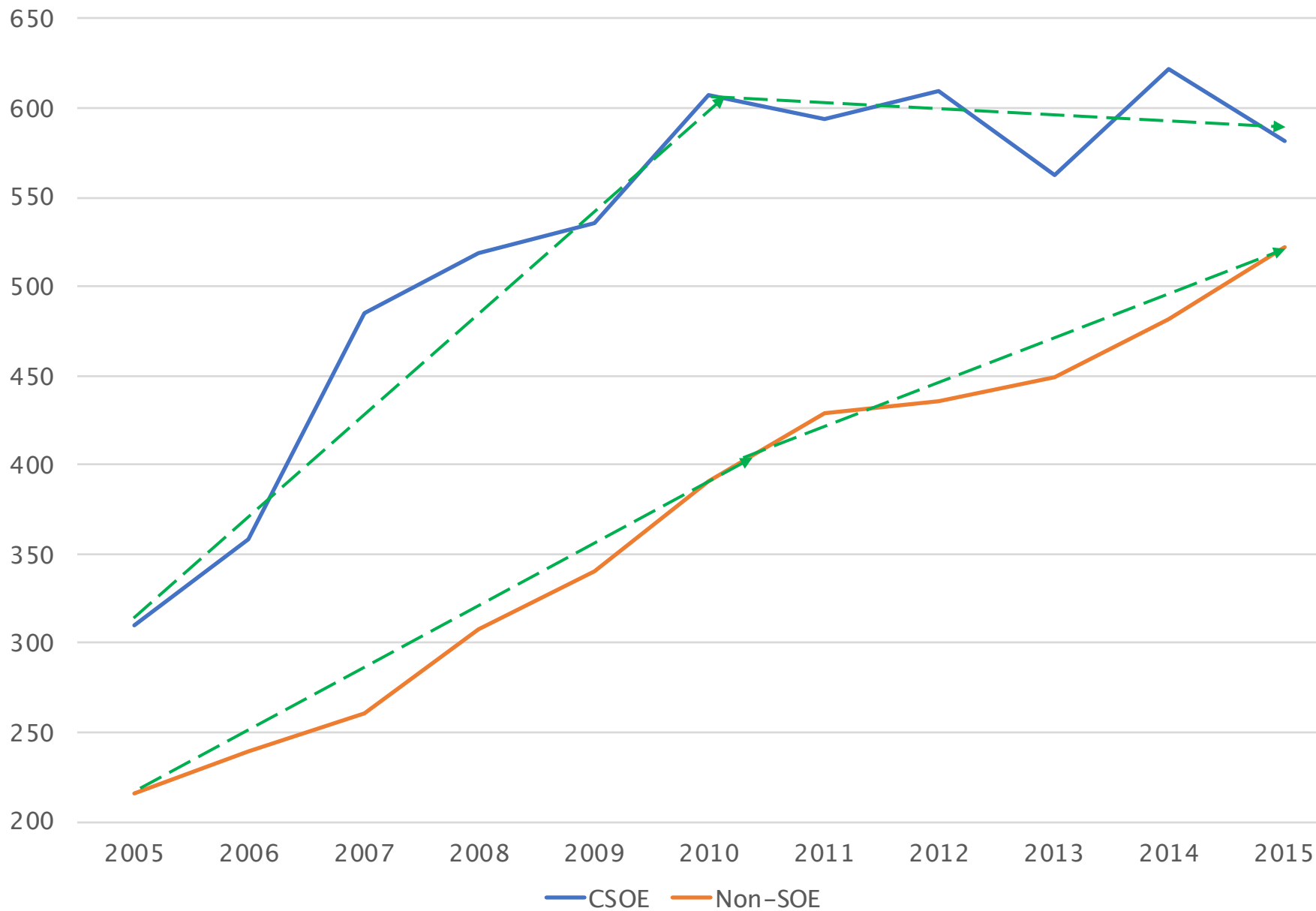
# Sample

- All companies listed on the Shanghai and Shenzhen Stock Exchange
- China Securities Market and Accounting Research (CSMAR) database
- The sample period is from 2005 to 2015.

# Outcome variable: CEO pay

- CEO compensation = salary + bonus
- We do not include incentive compensation.
  - Stock options have only been allowed since 2007 and require approval from the CSRC.
  - Very few firms adopt them (Firth, Fung and Rui 2006; Firth, Leung and Rui 2010).

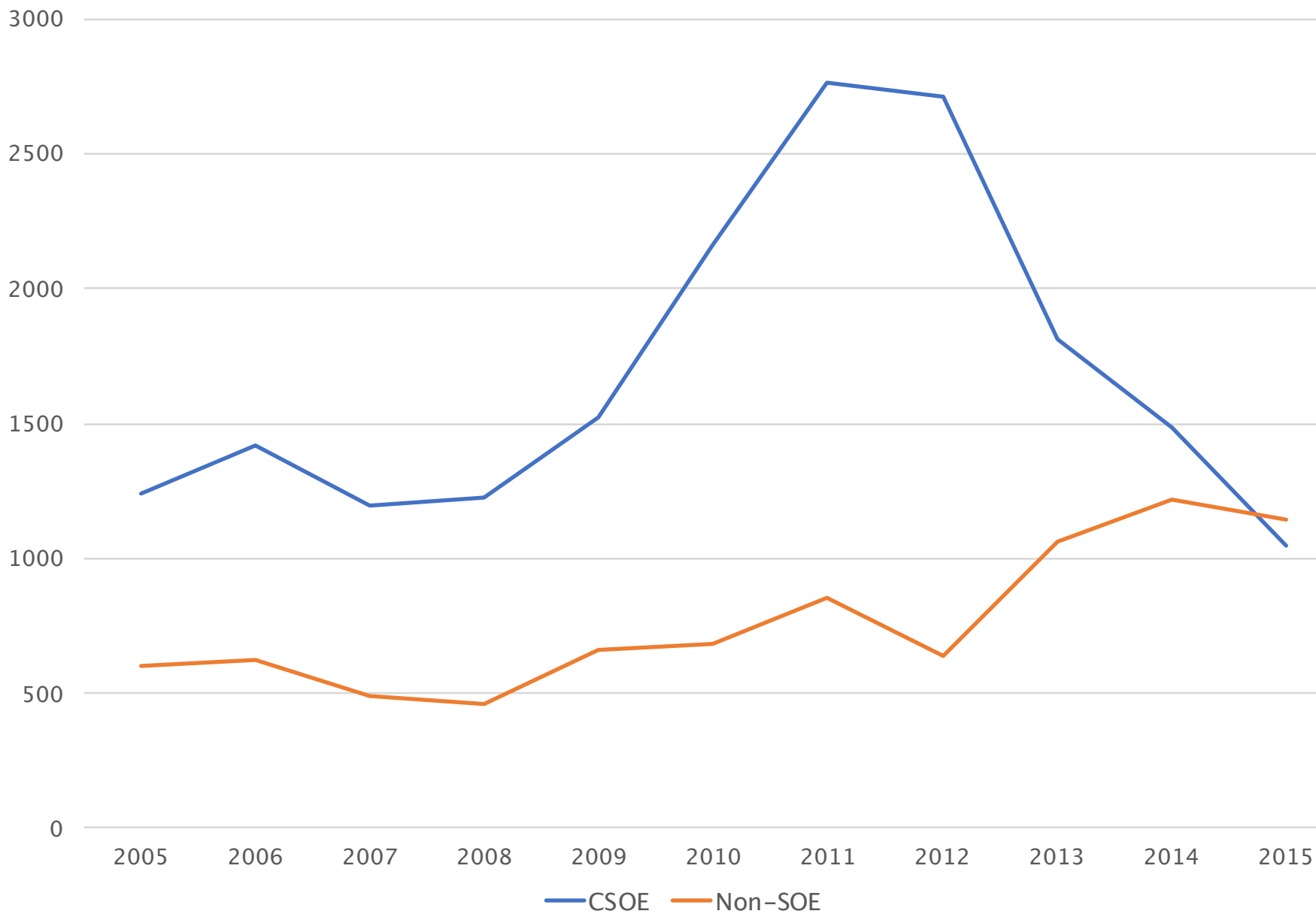
### CEO compensation (in thousand yuan)



# Outcome variable: Perk

- Perk = the sum of six types of expenses
  - traveling, business entertainment, overseas training, board meeting, company car, and meeting expenses
- Perk is often granted as allowances and unused part could be even pocketed by executives themselves (Firth, Leung and Rui 2010).

Perks per paid executive (in thousand yuan)

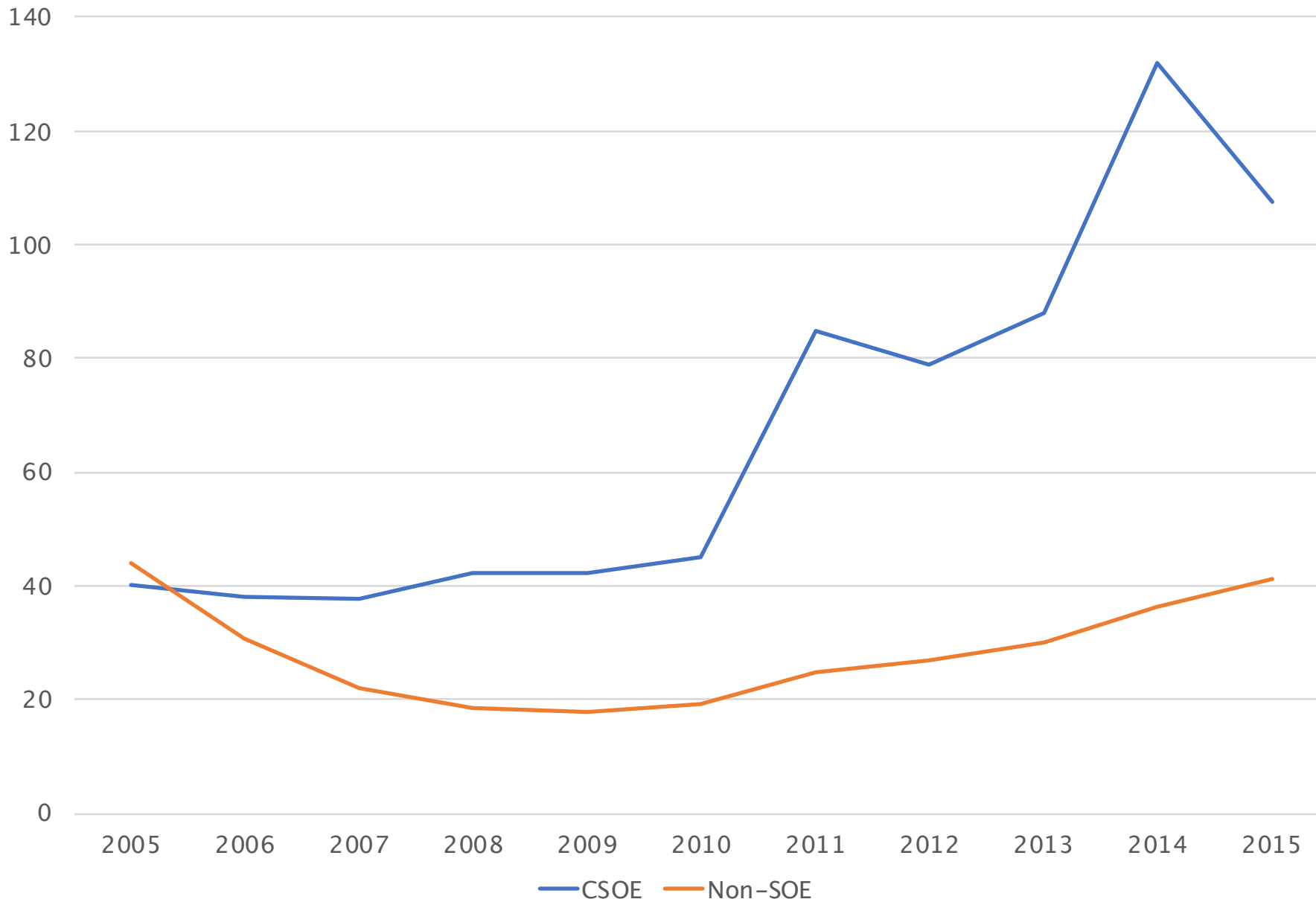




# Outcome variable: Tunneling

- Tunneling = expropriation of firm resources to benefit insiders
  - Johnson, La Porta, Lopez-de-Silanes, Shleifer 2000
  - Bae, Kang, and Kim 2002
- Net other receivables
  - intercorporate loans by controlling shareholders to siphon funds from firms.
  - Jiang, Lee and Yue 2010; Busaba, Guo, Sun and Yu 2015; Liu, Luo and Tian 2015; Liu, Miletkov, Wei and Yang 2015; Li, Liu, Ni and Ye 2017

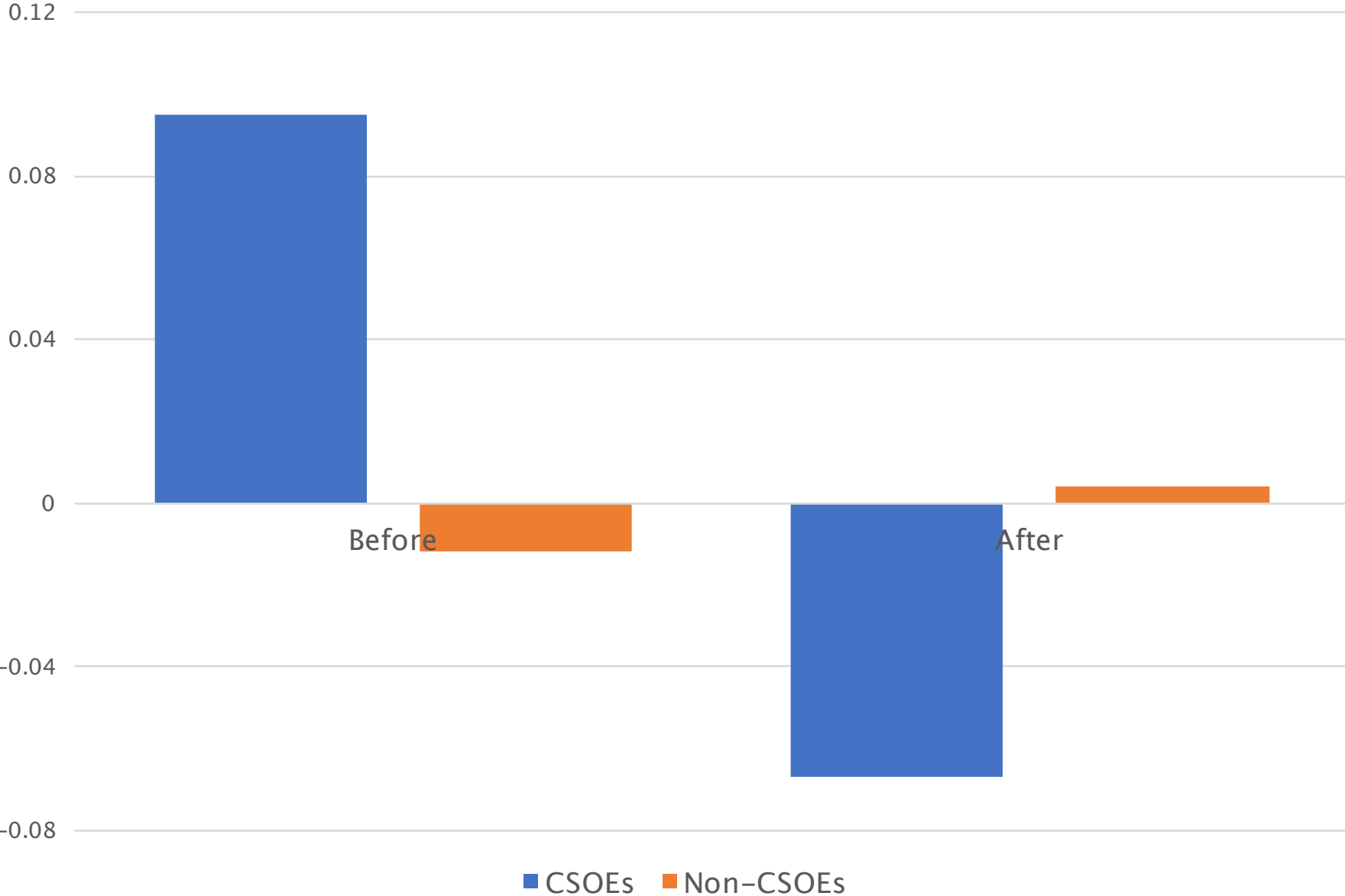
Net other receivables (in million yuan)



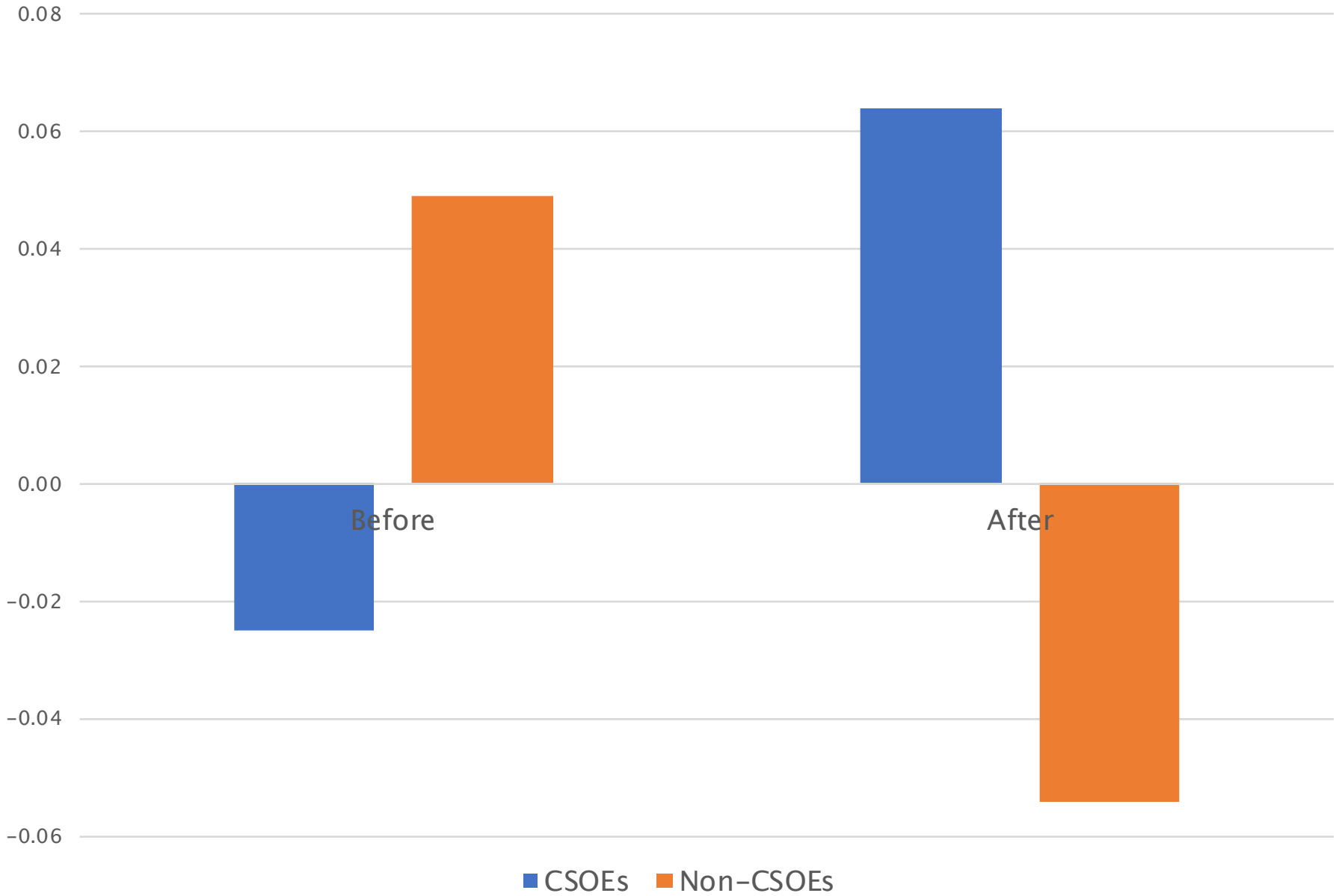
# Univariate DiD tests

- We run the regression of outcome variable on firm and year fixed effects.
- We compute average residual compensation during the sub-periods of 2005–2008 and 2010–2015, respectively, for each firm.
- We then conduct DiD test before and after regulation between CSOE and non-CSOE.

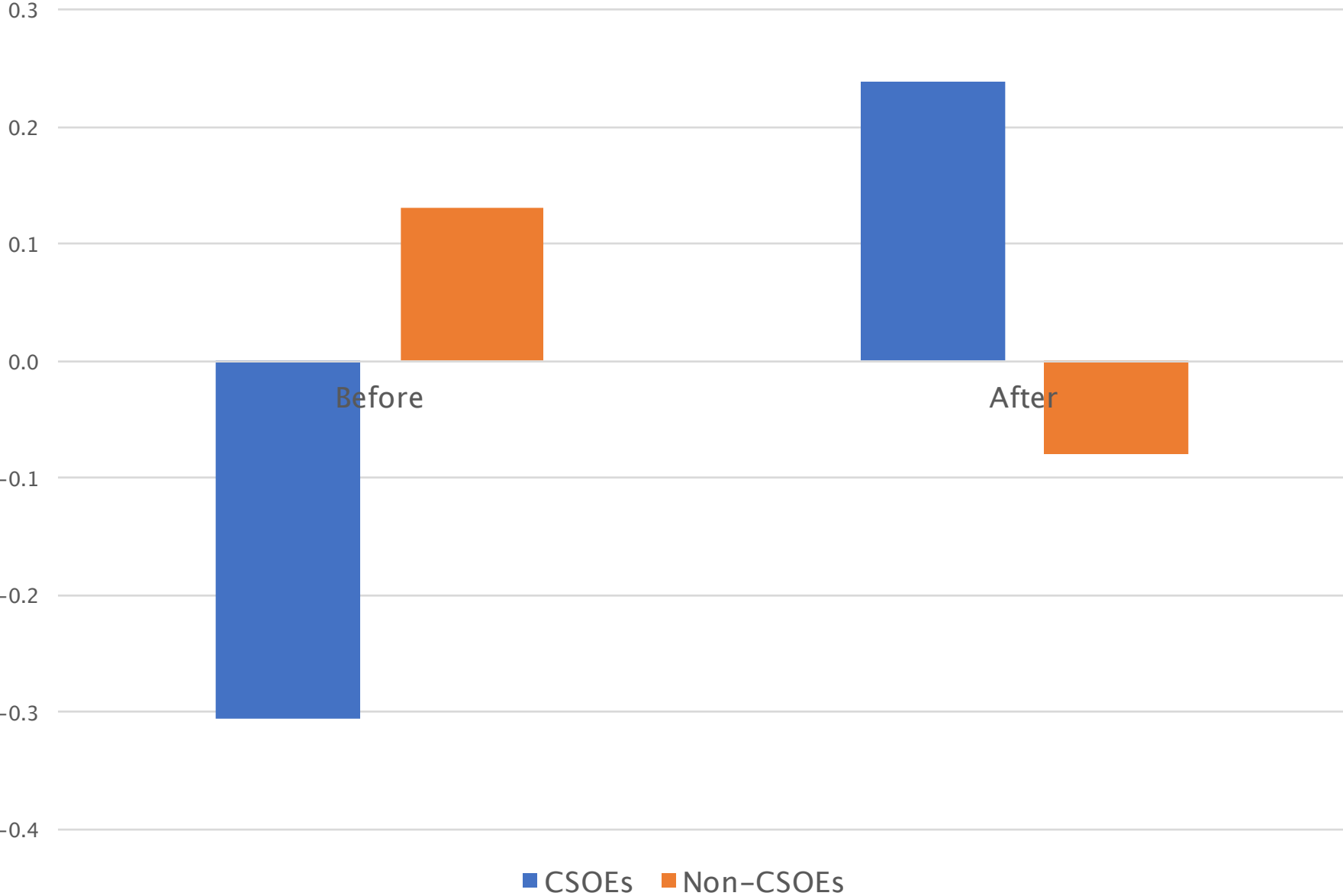
# CEO compensation



# Perk



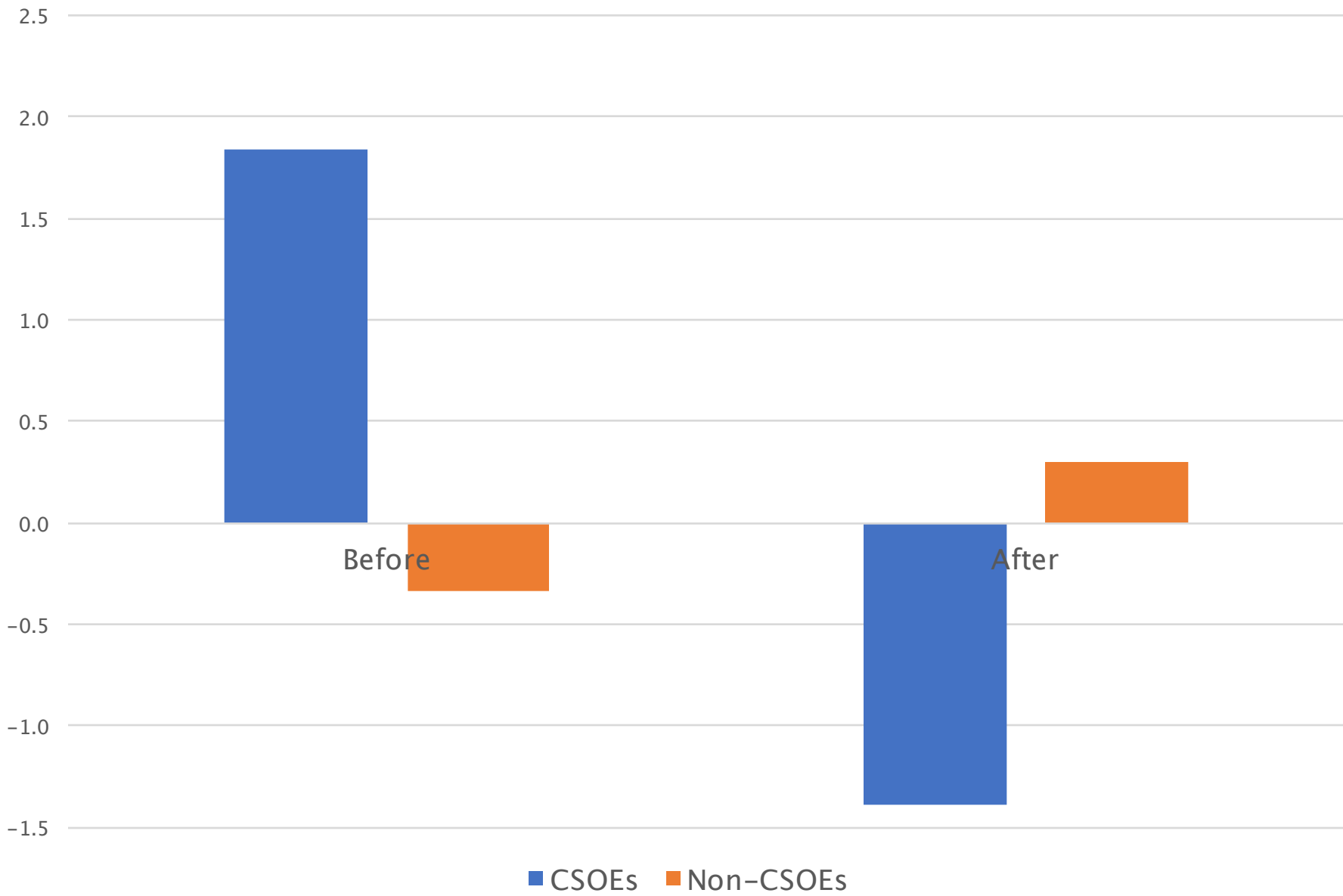
# Net other receivables / assets



# Outcome variable: Performance

- Return on sales (assets) = operating profits over sales (assets).
  - Subject to less managerial discretion than net profit (Firth, Fung and Rui 2006).

# Return on sales





# Regulation effect or crisis effect?

- Crisis effect
  - CSOEs suffered more from the global crisis of 2008.
  - The performance decline led to pay cut.
  - The pay cut in turn encouraged CEOs to consume more perks and tunnel more resources.
- Our findings are consistent with crisis-caused performance declines by CSOEs.

# Tests of crisis effect

- If crisis-caused performance drops incentivize managers to tunnel more firm resources, we would expect to see a more significant increase in perks and net other receivables from the CSOEs with poorer performance.

Variables	<u>Log(CEO compensation)</u>		<u>Log(perks / number of paid executives)</u>		<u>Log(net other receivables)</u>	
	(1)	(2)	(3)	(4)	(5)	(6)
D_CSOE×After2008	-0.011 (-0.308)		-0.016 (-0.237)		0.093 (1.629)	
D_CSOE×After2009	-0.168*** (-4.282)		0.211** (3.008)		0.162** (2.580)	
Performance_High×After2008		-0.044 (-0.585)		0.147 (1.236)		0.252** (2.327)
Performance_Low×After2008		-0.260** (-3.060)		0.155 (1.648)		0.210 (1.588)
Control variables	Yes	Yes	Yes	Yes	Yes	Yes
Number of observations	12421	12421	817	817	11541	11541
Adjusted R <sup>2</sup>	0.670	0.670	0.903	0.902	0.756	0.756
Firm fixed effects	Yes	Yes	Yes	Yes	Yes	Yes
Year fixed effects	Yes	Yes	Yes	Yes	Yes	Yes

# Regulation effect vs. crisis effect

- Performance declines caused by financial crisis do not appear to cause change in perk consumption and tunneling.
- Rather, pay cut causes increase in perk and tunneling, which in turn destroys firm performance.

# Robustness tests

- Tests of parallel trend assumption
- Alternative control sample of LSOE
- Size–year or industry–year fixed effects
- Top 3 executive compensation
- Entertainment and travel costs as a proxy for perk consumption
- Related party transactions as a proxy for tunneling
- Exclude financial firms
- CEO turnovers

# Conclusion

- Edmans, Gabaix and Jenter (2017)
  - “Social pressure to lower pay ratios is likely to induce unintended consequences that will make CEO pay less sensitive to firm performance and reduce shareholder value.”
- We provide supporting evidence.
  - CEO pay limit backfires.
  - CEOs with pay cut consume more perks and tunnel more firm resources, which in turn hurt firm performance.

# Limitation

- Our findings using CSOEs may not be generalizable to other countries, given the unique political and economic system in China.
- Abudy, Amiram, Rozenbaum and Shust (2019)
  - Conduct event study on Israeli financial firms subject to pay limit.
  - Document positive market reaction.